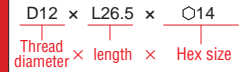



The plugs configuration




Iridium plug
Super ignition, 12 mm dia., long-reach shroud iridium plug
 EX. FXE20HE11



0.55 mm diameter Iridium
 0.7 mm diameter Platinum

Super Ignition Plug
 The needle-shaped ground electrode of this revolutionary iridium plug features DENSO's own exclusive technology, resulting in an unparalleled reduction of quenching effect. Equipped as original parts on Nissan's TIIDA and NOTE
 D12×L26.5×O14
 NISSAN

Iridium plug
Super ignition, long-reach iridium plug
 EX. FK20HR11



Super Ignition Plug
 By pairing an ultra-fine 0.55 mm diameter iridium alloy tip on the center electrode with a platinum tip on the ground electrode, this iridium plug will realize a very long lifetime.
 Equipped on Toyota's SIENTA and CROWN as genuine parts since 2003.
 D14×L26.5×O16
 TOYOTA

Iridium plug
Super ignition, iridium plug
 EX. FK16R11 • FK16PR11




Super Ignition Plug
 D14×L19×O16
 TOYOTA
 MAZDA

Iridium plug
Long-reach iridium plug
 EX. SK16HR11 • SK20HPR-L11



D14×L26.5×O16
 Honda / Toyota

Iridium plug
New triple-electrode iridium plug
 EX. SK20BR11 • SK20BGR11



Under normal operating conditions the main electrode sparks, but if it becomes fouled, side electrodes generate the spark to burn off any carbon - this plug is the optimum design for direct fuel-injection engines. Equipped as original parts for 3000 cc direct injection engines (D-4) on TOYOTA's CROWN and other models.
 D14×L19×O16
 TOYOTA

Iridium plug
Iridium plug
 EX. SK20R11 • SK16R-P11 • SK20PR-A11 • SK20PR-B11 • SK16PR-E11 • SK20PR-F8 • SKJ16CR-L11 • SKJ16CR-A8



We developed a 0.7 mm diameter ultra-fine iridium alloy electrode, the first in the world. Ignitability and lifetime have dramatically improved. The SK16R-P11 is equipped as original parts on TOYOTA's CENTURY.
 D14×L19×O16
 TOYOTA / HONDA / MAZDA / MITSUBISHI / HYUNDAI / SUZUKI

Iridium plug
Iridium plug with stainless steel gasket
 EX. SK22PR-M11S • SK20PR-L9S



D14×L19×O16
 HONDA

Iridium plug
Extended shroud iridium plug
 EX. SKJ20DR-M11S • SKJ20DR-M11



D14×L20.5×O16
 HONDA
 *SKJ20DR-M11S with stainless steel gasket

Iridium plug
12 mm long-reach iridium plug
 EX. SXU22HR9 • SXU22HDR8 • SXU16HPR9




D12×L26.5×O16
 DAIHATSU / ISUZU / MITSUBISHI

Iridium plug
12 mm long-reach iridium plug
 EX. ZXE20HR13




By joining an ultra-fine 0.55 mm diameter iridium alloy tip on center electrode and platinum tip on ground electrode, this iridium plug has realized a very long lifetime.
 D12×L26.5×O14
 NISSAN

Iridium plug
0.4 mm dia. iridium plug with platinum tip ground electrode
 EX. SVK20RZ11 • SVK20RZ8 • VK16PR-Z11 • VK20PR-Z11 • VK22PR-Z11 • VK24PR-Z11 • VK27PR-Z11



D14×L19×O16
 DAIHATSU / MITSUBISHI / HONDA

Iridium plug
0.4 mm dia. iridium plug with platinum tip ground electrode
 EX. VNH27Z • VNH24Z



D10×L(6.3 + 12.7)×O16
 Honda Motorcycles

6.3mm
 12.7mm

Iridium plug
0.4 mm dia. iridium plug with platinum tip ground electrode
 EX. VUH27D • VUH27ES • VUH24D •



D10×L(6.3 + 12.7)×O16
 Honda Motorcycles
 *VUH27ES with stainless steel gasket


6.3mm
 12.7mm

Iridium plug
0.4 mm dia. iridium plug
 EX. IXU22C



D12×L19×O16
 SUZUKI

Iridium plug
0.4 mm dia. iridium plug
 EX. IUH27D • IUH24D



Supplied 0.4 mm diameter iridium plugs to Honda Motorcycles for the first time in the world.
 D12×L(6.3 + 12.7)×O14
 HONDA Motorcycles
 CBR900RR


6.3mm
 12.7mm

Iridium plug
0.4 mm dia. iridium plug
 EX. IU27D



D10×L19×O16
 YAMAHA Motorcycles YZFR-1
 SUZUKI GSX1300R
 B-KING


Platinum plug
Platinum plug
 EX. PK20R11



Platinum tip

Platinum is used for both the center and ground electrodes. Mileage, drivability, and durability are improved by using a finer center electrode with a platinum tip.
 D14×L19×O16
 TOYOTA / DAIHATSU

Platinum plug
Double-electrode platinum plug
 EX. PK20TR11 • PK20PTR-S9



Platinum tip is mounted on both the center and ground electrodes. The double-electrode structure reduces the voltage required for positive discharges.
 D14×L19×O16
 TOYOTA / DAIHATSU

Cars & trucks plugs
Long-reach plug
 EX. K20HR-U11 • K16HPR-U11



D14×L26.5×O16
 TOYOTA